


Source: <http://s3platform.jrc.ec.europa.eu/synergies-tool>

Switzerland and Liechtenstein not included in NOP and ROP analysis
Source: http://ec.europa.eu/regional_policy/en/atlas/programmes



H2020 - allocated funds 2014-Oct 2016 (M €)

1 362 M €

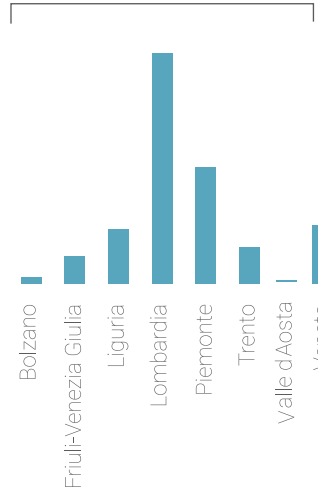


Bayern

Baden-Württemberg



808 M €



Bolzano

Friuli-Venezia Giulia

Liguria

Lombardia

Piemonte

Trento

Valle d'Aosta

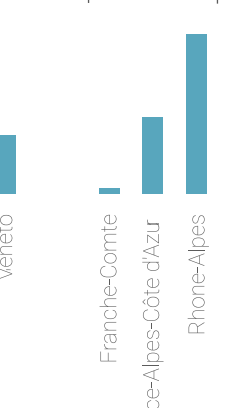
Veneto



103 M €



370 M €



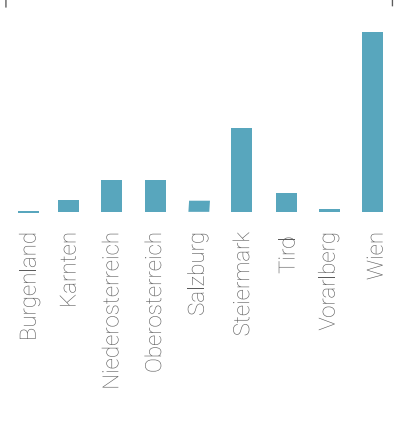
Franche-Comté

Provence-Alpes-Côte d'Azur

Rhône-Alpes



560 M €



Burgenland

Kärnten

Niederösterreich

Oberösterreich

Salzburg

Steiermark

Tirol

Vorarlberg

3 202 M €

The maximum potential available budget amount for the Alpine Region, excluding Horizon 2020, DCI II and EIB:

more than 10 Billion €

National Operational Programme (NOP)
Regional Operational Programme (ROP)



719 M € ROP ERDF

1380 M € ROP ERDF

783 M € ROP ERDF- ESF

1 373 M € COHESION POLICY OP

5 059 M €

1 234 M €

1 424 M €

338 M €



Interreg
source: keep.eu

North West Europe | € 372 366 282
Danube | € 208 298 873
Central Europe | € 231 786 426
Alpine Space | € 109 637 339
Adriatic - Ionian | € 92 648 553
Mediterranean | € 219 283 379

INTERREG V-B
€ 1 234 020 852

Interreg Europe | € 337 766 741

INTERREG V-C
€ 337 766 741



INTERREG V-A
€ 1 424 360 971

Italy - Slovenia | € 73 254 157
Italy - Austria | € 77 304 535
Italy - Croatia | € 189 275 787
Italy - France (Maritime) | € 159 520 267
Italy - Switzerland | € 94 208 179

Slovenia - Croatia | € 43 114 193
Slovenia - Austria | € 44 988 355

Austria - Hungary | € 74 117 008
Austria - Germany / Bavaria (Bayern - Österreich) | € 19 300 000
Austria - Czech Republic | € 91 946 038
Austria - Slovakia | € 71 339 121

France - Germany - Switzerland (Rhin supérieur-Oberrhein) | € 103 122 668
France - Italy (ALCOTRA) | € 186 943 708
France-Switzerland* | € 61 937 075*

INTERREG V-A Germany / Bavaria - Czech Republic | € 97 172 640
ABH - Alpenrhein - Bodensee - Hochrhein | € 36 817 240



3rd HEALTH PROGRAM
€ 449 394 000



LIFE PROGRAM
€ 3 456 655 000



EIB - EUROPEAN INVESTMENT BANK
n.a*



ENI-CBC MED
€ 188 152 030



COSME
€ 2 298 243



CEF - TELECOM
€ 1 040 000

ISA²
€ 130 928 000

Development Cooperation Instrument - DCI II
€ 19 661 639 000

Partnership Instrument for cooperation with third countries - PI
€ 954 765 000

€ 24 844 871 274

*Audit Committee Annual Report (2016) defines as at the end of 2016 outstanding debt securities in issuance held by the EIB's investors amounted to EUR 485 billion, while disbursed loans amounted to EUR 471 billion.